

THERMOSTAT COVER PLATES • WATER DIVIDERS


THERMOSTAT COVER PLATES

CAST ALUMINUM

To block off thermostat opening in the intake manifold. Polished finish.


CHEVROLET

Item No.
1263



FORD - 429-460

Item No.
686



WATER DISCHARGE DIVIDERS

CAST ALUMINUM



Ford 332-352-390-406-427 & 428 cu. in.

Polished aluminum alloy. Provides for equal discharge of water and easy connection of water hoses.

Item No.
683

WATER DISCHARGE DIVIDERS

CAST ALUMINUM



Allows water lines to be connected to water cooled exhaust manifolds or elbows with equal discharge rate.

Item No.
Chevrolet 682
Oldsmobile 684
Pontiac 685

WATER PICK-UPS

MINIATURE WATER PICK-UP



CAST BRASS

A small streamline fitting which may be used with centrifugal feed cooling to the V-Drive.

Pipe I.D.: 3/8"
Pipe O.D.: 5/8"
Pipe Length: 1-5/8"

Description	Item No.
Brass	406
Chrome	408

HIGH SPEED SCOOP STRAINERS



CAST BRASS

Water inlet fitting has a protective grate over the intake.

Pipe I.D.	Pipe O.D.	Pipe Length	Item No.
1/2"	13/16"	2-1/4"	729
3/4"	1"	2-9/16"	730
1"	1-1/4"	3"	728

HIGH SPEED WATER PICK-UP



CAST BRASS

A pick-up which can be used with a pump or centrifugal feeding the block.

Pipe I.D.: 1/2"
Pipe O.D.: 13/16"
Pipe Length: 2-1/4"

Description	Item No.
Brass	731
Chrome	732

WATER DIVIDER TEE



CAST BRASS

This water divider is a must on V-8 engines to distribute an even flow of water to both cylinder heads. The inlet is tapped for 1/2" NPT and the outlets are for 5/8" hose.

Description	Item No.
Brass	465
Chrome	466

PICKUP KITS • HOSE

CAVITATION PLATE PICKUP KIT

STAINLESS STEEL

This stainless steel cavitation plate pickup is used to take water from the cavitation plates to the engine.



Description	Item No.
Kit complete - (No. 10-AN)	537
Pickup only - (No. 10-AN)	538
Thru Hull only - (No. 10-AN)	539
Pickup only - (No. 12-AN)	542
Thru Hull only - (No. 12-AN)	540

WATER HOSE



Water hose for connecting water supply on engine conversions.

Hose I.D.	Hose O.D.	Item No.
5/8"	1"	206
3/4"	1-1/8"	205
1"	1-3/8"	203

NEOPRENE HIGH PRESSURE HOSE AND FITTINGS



Used for oil and transmission lines. This hose has an average working pressure of 250 lbs. PSI and has an average burst pressure of 1,000 lbs. PSI per foot.

EXHAUST HOSE

CORRUGATED WITH WIRE



Pipe O.D.	Hose I.D.	Item No.
2-7/8"	2-7/8"	520
3-1/2"	3-1/2"	521
4"	4"	522

NOTE: EXHAUST HOSE CUT TO SIZE IS NOT RETURNABLE.

Fitting Only

Hose I.D.	Item No.
1/4"	616
3/8"	618
1/2"	615
5/8"	619
3/4"	617

Hose Only

Hose I.D.	Item No.
1/4"	596
3/8"	598
1/2"	595
5/8"	599
3/4"	597

PICKUP KITS • HOSE

CAVITATION PLATE PICKUP KIT

STAINLESS STEEL

This stainless steel cavitation plate pickup is used to take water from the cavitation plates to the engine.



Description	Item No.
Kit complete - (No. 10-AN)	537
Pickup only - (No. 10-AN)	538
Thru Hull only - (No. 10-AN)	539
Pickup only - (No. 12-AN)	542
Thru Hull only - (No. 12-AN)	540

WATER HOSE



Water hose for connecting water supply on engine conversions.

Hose I.D.	Hose O.D.	Item No.
5/8"	1"	206
3/4"	1-1/8"	205
1"	1-3/8"	203

EXHAUST HOSE

CORRUGATED WITH WIRE



Pipe O.D.	Hose I.D.	Item No.
2-7/8"	2-7/8"	520
3-1/2"	3-1/2"	521
4"	4"	522

NOTE: EXHAUST HOSE CUT TO SIZE IS NOT RETURNABLE.

NEOPRENE HIGH PRESSURE HOSE AND FITTINGS



Used for oil and transmission lines. This hose has an average working pressure of 250 lbs. PSI and has an average burst pressure of 1,000 lbs. PSI per foot.

Fitting Only

Hose I.D.	Item No.
1/4"	616
3/8"	618
1/2"	615
5/8"	619
3/4"	617

Hose Only

Hose I.D.	Item No.
1/4"	596
3/8"	598
1/2"	595
5/8"	599
3/4"	597


IMPELLERS

MAGNAFLOW® IMPELLER KITS

Kits includes 1 impeller and 2 "O" rings

	Item No.
1" Impeller (8 vanes)	1001
3/4" Impeller (12 vanes)	1010


1" Impeller 3/4" Impeller



"NEOVANE" IMPELLER KITS

The #1017 kit includes impeller, shear pin and "O" ring. The #1018 kit includes impeller, shear pin and gasket. Kits available for all models listed below.

Item No.	For "Neovane" Pump Model No.
1017	V-105
1018	V-505, V-755, H500 and V-750



JABSCO IMPELLER KITS

Item No.	
1042	Fits Nicson Water Pumps (splined shaft) Jabsco Numbers: 17380-0001 18930-0000 18930-0010 18930-0020 18940-0010
1058	Jabsco Numbers: 5850-0001 1673-0001 1673-1001 1673-2001 3270-0001 3270-200 3890-9011 18400-0050
1060	Fits (most) Mike Kuhl Pumps Jabsco Number: 4560-0001

PUMP COVER PLATES

OLDSMOBILE 425 & 455 PUMP COVER PLATE

CAST ALUMINUM

Polished water pump cover plate. Ideal for jet installations. Furnished with bolts.

Item No.
691




FORD 429 & 460 PUMP COVER PLATE

CAST ALUMINUM

Polished water pump cover plate. Ideal for jet installations. Furnished with bolts.

Item No.
693




OLDSMOBILE 425 & 455 CAM DRIVEN WATER PUMP COVER PLATE

CAST ALUMINUM

Pump cover plate is made to use with stock steel timing chain cover. Furnished with cam drive and bolts.

Item No.
1665




FORD 429 & 460 CAM DRIVEN WATER PUMP COVER PLATE

CAST ALUMINUM


Pump cover plate is made to use with stock aluminum timing chain cover. Furnished with cam drive and bolts.

Item No.
1675



WATER PUMPS/REBUILD KITS • BILGE PUMPS

MAGNAFLOW® CAM DRIVEN WATER PUMPS



MAGNAFLOW® WATER PUMPS

	Item No.
1" Pump	1000
3/4" Pump	1009

The "Magnaflow®" is a self-priming, cam driven water pump featuring chrome brass construction, friction minimizing ball bearings, long lasting ceramic seals and a tough neoprene impeller. To accommodate a variety of engine types, both "Magnaflow®" pumps come standard with a large 1 1/4" hose inlet, tapped 3/4" NPT and a pair of 1/2" NPT outlets.

MAGNAFLOW® MASTER REBUILD KIT (DOES NOT INCLUDE IMPELLER)

The rebuild kit includes installation instructions and the following parts:

- 2 bearings (installed)
- 1 seal assembly
- 1 large snap ring
- 2 small snap rings (installed)
- 1 pump shaft with coupler
- 1 shaft key



Item No.
1002

RULE BILGE PUMP



Pump Model	Item No.
25-D	1044

RULE AUTOMATIC FLOAT SWITCH



Model No.
35-A

Item No.
1041

COVER PLATES

WATER COVER PLATES

CAST ALUMINUM AND POLISHED
SOLD PER PAIR

CHEVROLET

265, 283, 327 and 350

Item No.
688



CHEVROLET

396, 427 and 454


Item No.
692



FORD

390, 406 and 427

Item No.
689



PONTIAC

389 and 421

Item No.
690

