


# TORQUE TUBE • CHAIN COUPLINGS

## CHAIN COUPLINGS


**CHROME MOLY STEEL, HEAT TREATED**



Only the finest material and workmanship go into the manufacturing of this coupling. 50 pitch chain - 14 teeth. Comes with seal. **SMALL BLOCK CHEVY ONLY 1" SHAFT SIZE. A MACHINING CHARGE WILL APPLY FOR ALL SHAFTS OTHER THAN 1".**

Item No.  
767

## JET H-JOINT ASSEMBLY



These 1310 or 1350 series H-Joints have a 1-3/8" 10-spline stub shaft which fit the Berkeley, Jacuzzi and Bay Jet units.

Drive Line Series	Item No.
1310 - 7-7/16" Long	844
1350 - 8" Long	843

## SHORT TORQUE TUBE



Identical to our custom torque tube assemblies below. The running position lengths are listed below.

Drive Line Series	Item No.
10-1/2" 1310	834
11" 1350	835
13" 1350	836

## H-JOINT ASSEMBLY



These 1310 H-Joints offer the shortest possible U-Joint assemblies. Only 5 1/2" long.

Drive Line Series	Item No.
1310	846

## CUSTOM TORQUE TUBE ASSEMBLIES



These are the finest Spicer Tube and U-Joint Assemblies offered in the marine industry. Included in these assemblies are two U-Joints, Spline and Tube. Sizing to your requirements is available. Give dimensions from flange face at engine to flange face at V-drive.

TURBO 400 DRIVE LINE IS AVAILABLE. SPECIAL ORDER ONLY.

1310 Series Stock Length	Diameter of Tube	Item No.
24"	2 1/2"	837
36"	2 1/2"	839
48"	2 1/2"	841
1350 Series Stock Length	Diameter of Tube	Item No.
24"	3"	838
36"	3"	840
48"	3"	845
Turbo 400 Drive Line		848

# GUARDS • ADAPTERS

## TORQUE TUBE GUARDS - CAST ALUMINUM



Designed to accommodate V-drives with low angle input shafts. Bottom of guard to center line measures 6½". Furnished with aluminum angle.



For V-drives with steeper input shafts. Bottom of guard to center line measures 8½". Furnished with aluminum angle.

	<b>Item No.</b>
Sandblast	830
Polished	832
<b>Specify Drive Line Series</b>	


	<b>Item No.</b>
Sandblast	831
Polished	833
<b>Specify Drive Line Series</b>	

## TORQUE TUBE GUARD TUBE TYPE - STAINLESS STEEL TUBE



Tube type guard eliminates the hazard of an exposed rotating torque tube by completely enclosing it. Made of corrosion resistant polished stainless steel.

### S.S. TUBE - POLISHED



	<b>Item No.</b>
12" S.S. Tube	853
18" S.S. Tube	854
24" S.S. Tube	855
30" S.S. Tube	856
36" S.S. Tube	857
I.D. - 4-3/4"	
O.D. - 5"	

### S.S. TUBE ADAPTER SLEEVE POLISHED



Tube adapter sleeve couples the stainless steel tube to the V-drive adapter. Has a 5" I.D. and a length of 12". Approximately half of sleeve length should cover the stainless steel tube.

**Item No.**  
852

**NOTE:** Requires extra 6" to go into adapter.