

STUFFING BOXES AND SHAFT LOG HOSE

DOUBLE SEAL TYPE STUFFING BOX


CAST BRONZE



Our stuffing box uses double neoprene seals. Water must be discharged into the stuffing box, further lubricating the Aqua Lube bearing insert. O.D. is 1-3/4". For use with 1" and 1-1/8" shafts.

SEAL TYPE STUFFING BOX

CAST BRONZE



A neoprene seal stuffing box furnished in 1" or 1-1/8" shaft sizes for shaft logs. O.D. is 1-3/4". An ideal stuffing box for tight coupled installations.

| Shaft Size | Item No. | Shaft Size | Item No. |
|-----------------|----------|-----------------|----------|
| Bronze - 1" | 244 | Bronze - 1" | 234 |
| Chrome - 1" | 246 | Chrome - 1" | 236 |
| Bronze - 1-1/8" | 1663 | Bronze - 1-1/8" | 235 |
| Chrome - 1-1/8" | 1664 | Chrome - 1-1/8" | 237 |
| Seal - 1" | 233* | Seal - 1" | 233* |
| Seal - 1-1/8" | 238* | Seal - 1-1/8" | 238* |

The O.D. for the both the #233 and #238 is 1-1/2"

STUFFING BOX PARTS

HOSE

Length of Hose 4 1/2"
 Inside Diameter of Hose 1 3/4"
 Outside Diameter of Hose 2 1/4"

Item No.
232




STAINLESS CLAMPS
(2 required)

Item No.
231

STUFFING BOXES • BEARINGS • BEARING CAGES

GW MORSE-TYPE STUFFING BOX




Corrosion free, pre-packed with beveled glands to force packing against shaft as it is tightened. O.D. is 1-3/4".

| | |
|-------------------|-----------------|
| Shaft Size | Item No. |
| 1" | 1215** |
| 1-1/8" | 1216** |

| | |
|-----------------------|-----------------|
| Description | Item No. |
| Extra Packing: | 106 (SEE BELOW) |


*3/16" **5/16" ***1/4" - Please specify when ordering

PACKING TYPE STUFFING BOX



| | |
|----------------------|-----------------|
| Shaft Size | Item No. |
| Bronze 1" | 223*** |
| Bronze Chrome 1" | 227*** |
| Bronze 1-1/8" | 226* |
| Bronze Chrome 1-1/8" | 230* |
| O.D. is 1-3/4". | |


THRUST BEARING CAGE CAST ALUMINUM



Hi-tensile cast aluminum bracket for holding the flange type thrust bearing. Fastens between engine stringers with two pieces of aluminum angle.

| | | |
|---------------|--------------|-----------------|
| Length | Width | Item No. |
| 23-1/2" | 4-1/8" | 280 |

FLANGE BEARINGS



A self-aligning flange type bearing. Perfect for thrust installation on channel between engine stringers.

TWO HOLE FLANGE BEARING

| | | |
|-------------------|------------------|-----------------|
| Shaft Size | Base Size | Item No. |
| 1" | 3 1/4" x 5 1/2" | 346 |
| 1-1/8" | 3 1/4" x 5 1/2" | 347 |

TWO OR FOUR HOLE STANDARD DUTY

PLEASE SPECIFY TWO OR FOUR HOLE

BOLT CENTER FOR 2-HOLE IS 3-7/8"

BOLT CENTER FOR 4-HOLE IS 2-3/4" SQUARE


| | | |
|------|-----------------|-----|
| 3/4" | 3" X 3" | 286 |
| 1" | 3 3/4" X 3 3/4" | 285 |

MEDIUM DUTY/STANDARD DUTY

| | | |
|----|-----------------|-----|
| 1" | 4 1/4" X 4 1/4" | 288 |
|----|-----------------|-----|

SHAFT LOGS

SELF ALIGNING SHAFT LOGS - CAST BRASS OR ALUMINUM



9 Degree Log:

Base Size 3½" x 18¾"

Aluminum Log
Aluminum Log - Polished
Bronze Log
Bronze Log - Chrome

Item No.
172
176
180
183

12 Degree Log:

Base Size 3½" x 11¾"

Aluminum Log
Aluminum Log - Polished
Bronze Log
Bronze Log - Chrome

Item No.

207
211
215
219

15 Degree Log:

Base Size 3¼" x 8½"

Aluminum Log
Aluminum Log - Polished
Bronze Log
Bronze Log - Chrome

Item No.
187
191
195
199

Note: Please order the stuffing box, hose and clamps separately.
See page 35